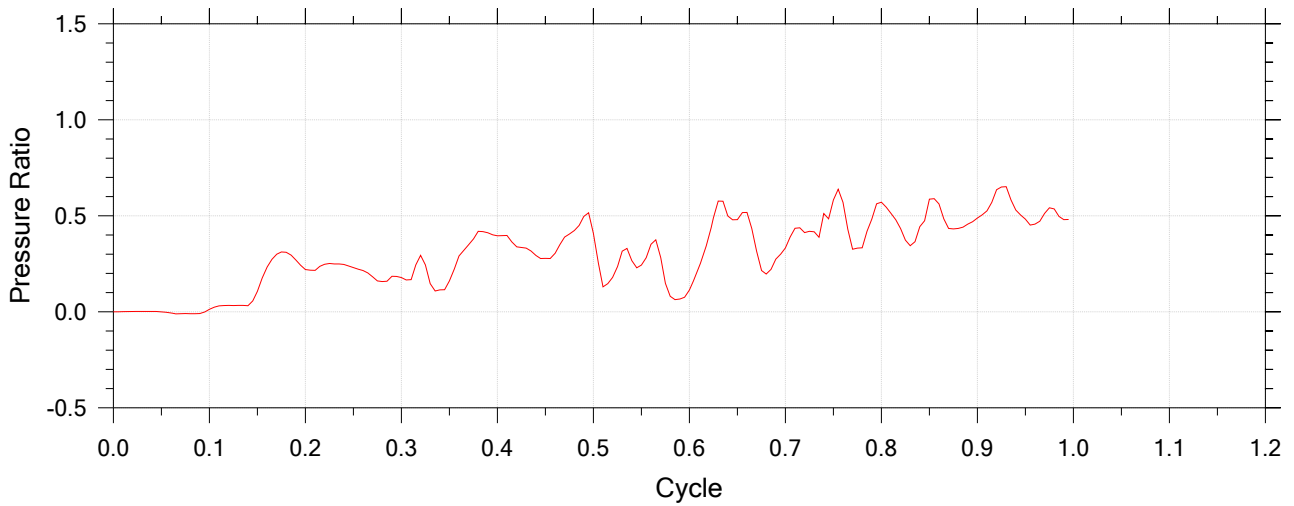
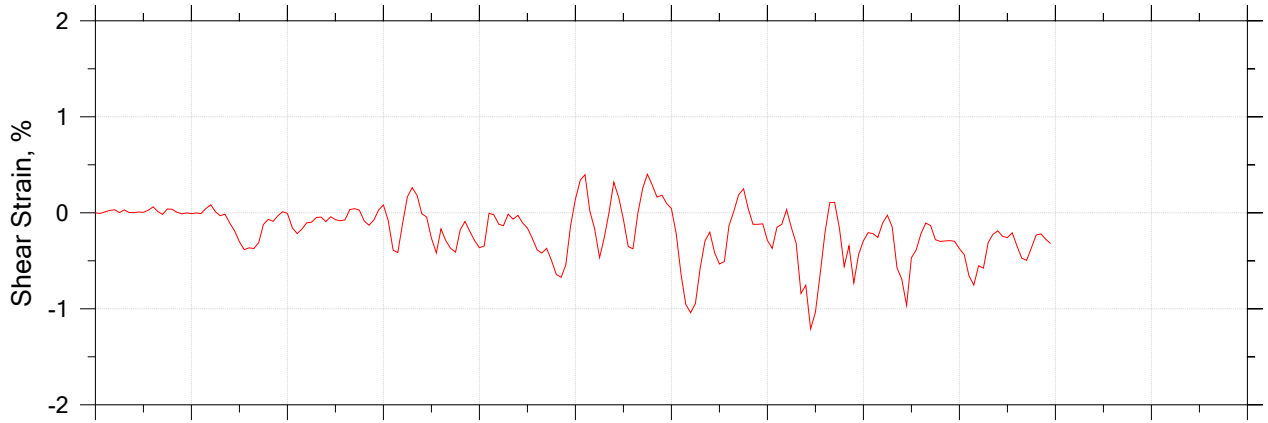
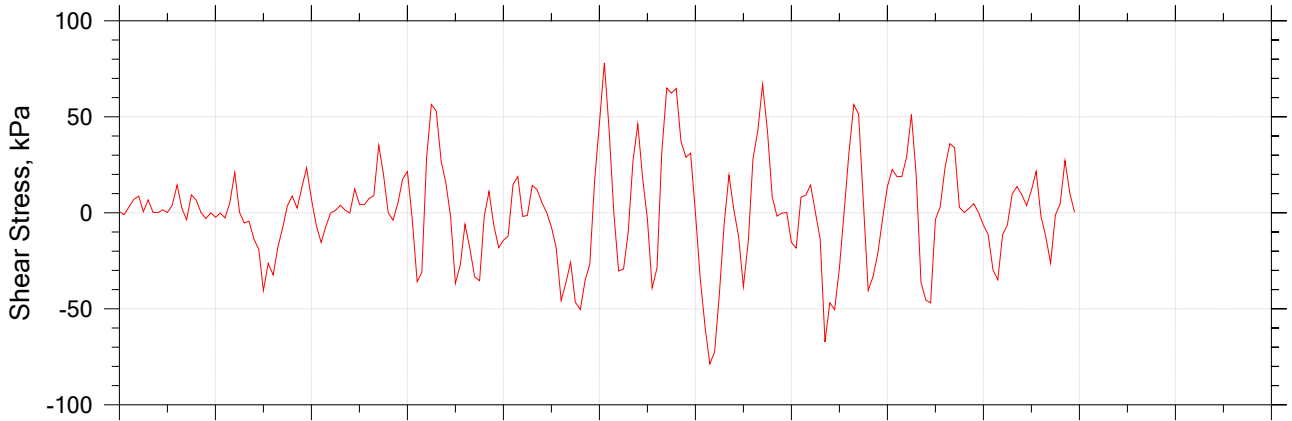



Cyclic Simple Shear Test

Cyclic Data

Step 1 of 1

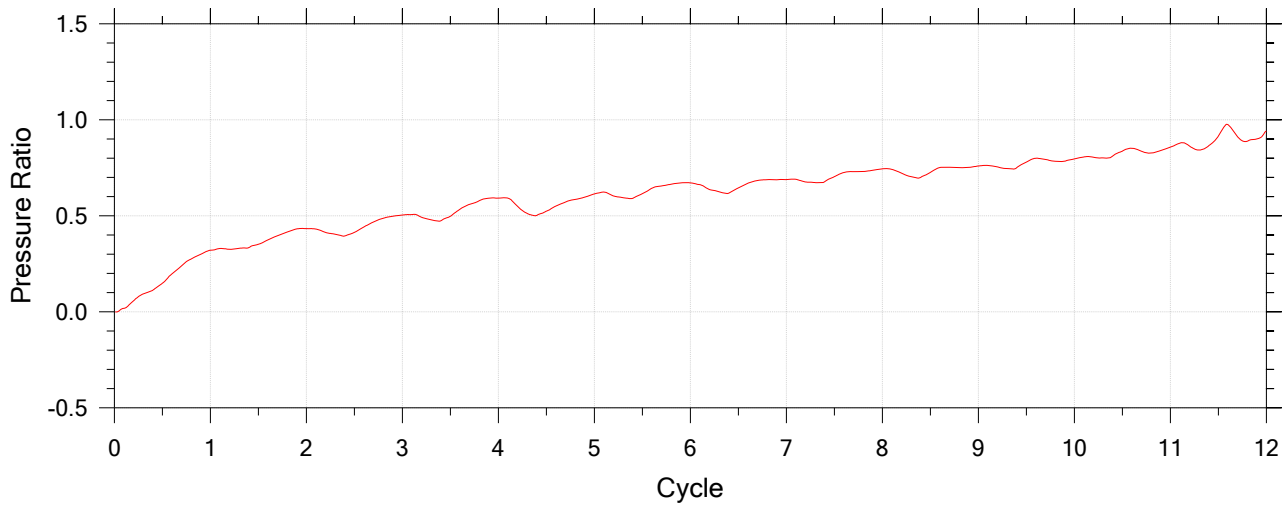
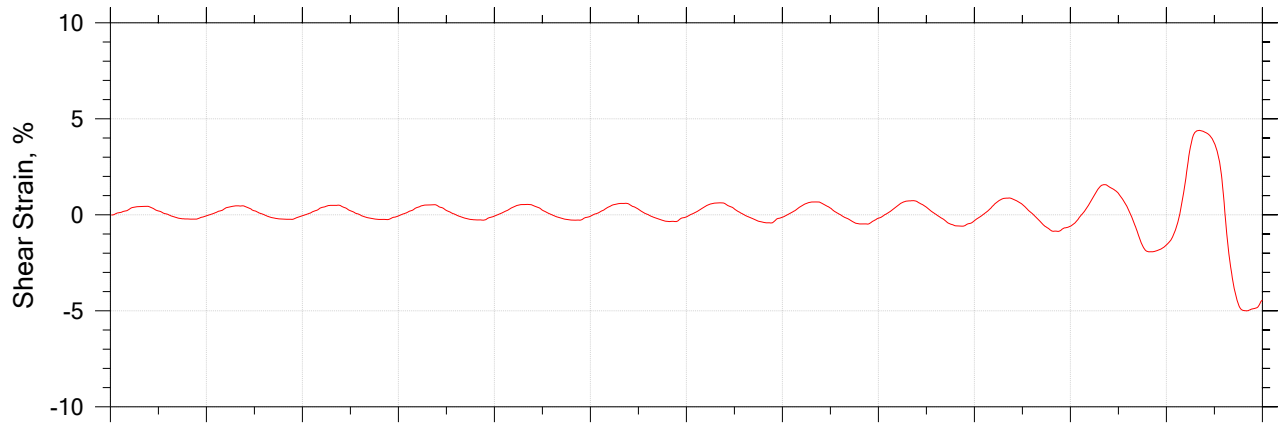
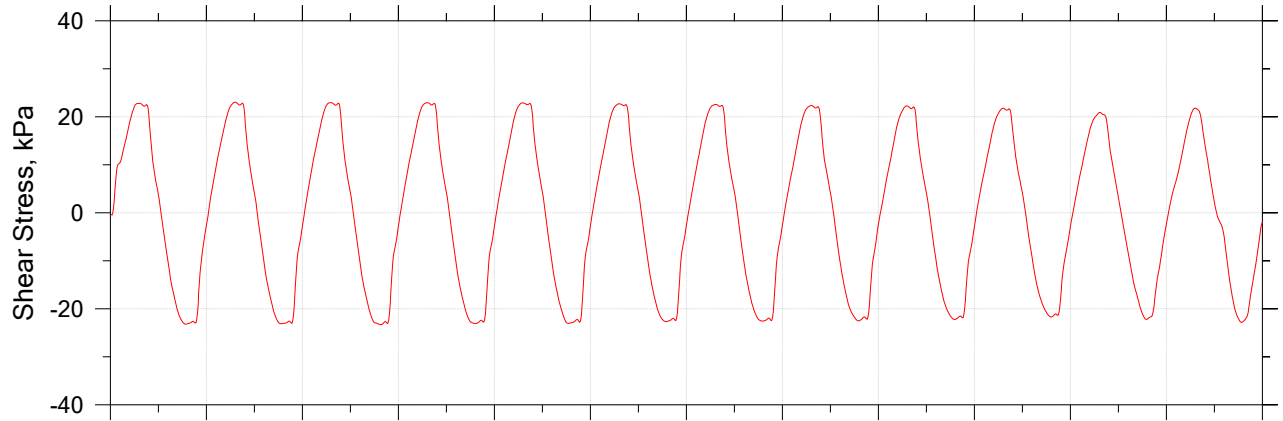



	Project Name: USA	Location:	Project Number: Seismic
	Boring Number:	Tester: bn	Checker: dl
	Sample Number:	Test Date: XX/XX/XXXX	Depth:
	Test Number:	Preparation:	Elevation:
	Description: Cyclic Simple Shear test with ChiChi Earthquake Record - Vertical effective stress is 300 kPa		
	Remarks:		

Cyclic Simple Shear Test

Cyclic Data

Step 1 of 1



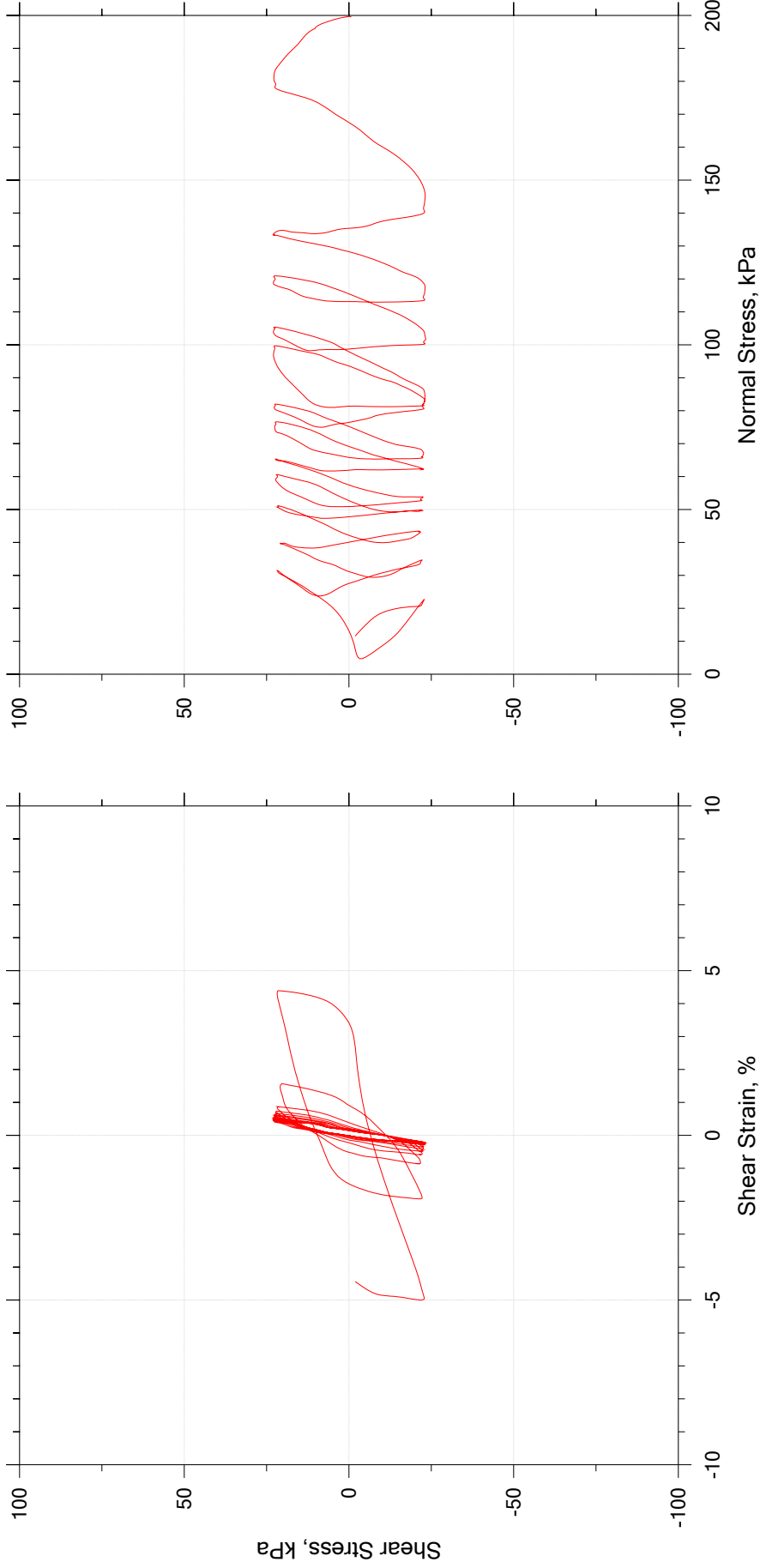
	Project Name: Anytown, USA	Location:	Project Number: Seismic
	Boring Number:	Tester: sr	Checker: qa
	Sample Number:	Test Date: XX/XX/XXXX	Depth:
	Test Number:	Preparation:	Elevation:
	Description: Cyclic Simple Shear test on poorly graded fine Ottawa sand - Vertical effective stress is 200 kPa		
	Remarks:		

Cyclic Simple Shear Test

Cyclic Stress Strain Results

Step 1 of 1

Cycle 0.0 to 12.0



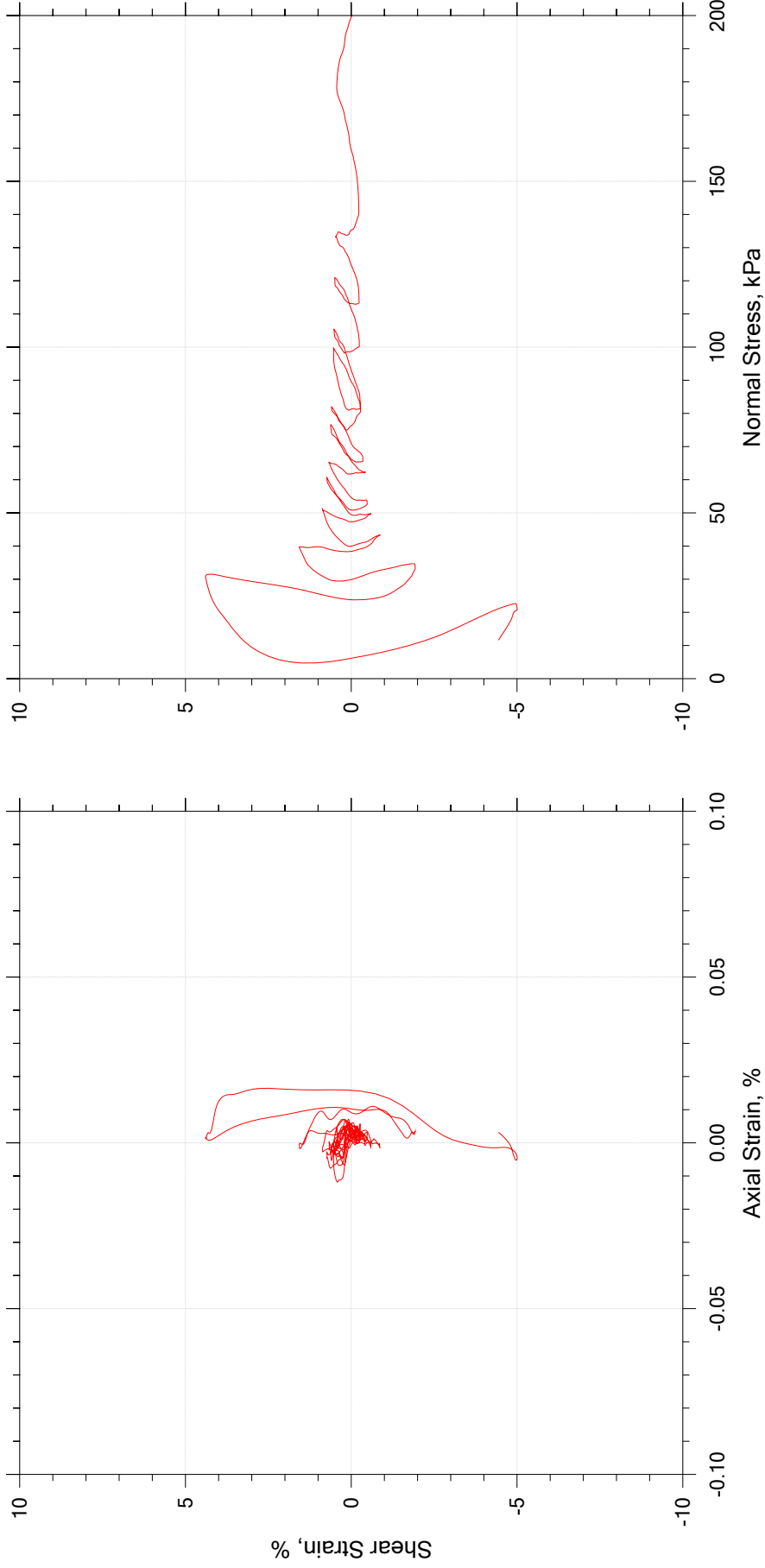
	Project Name: Anytown, USA	Location:	Project Number: Seismic
	Boring Number:	Tester: sr	Checker: qa
	Sample Number:	Test Date: XXXX/XXXX	Depth:
	Test Number:	Preparation:	Elevation:
	Description: Cyclic Simple Shear test on poorly graded fine Ottawa sand - Vertical effective stress is 200 kPa		
Remarks:			


Cyclic Simple Shear Test

Cyclic Strain Results

Step 1 of 1

Cycle 0.0 to 12.0

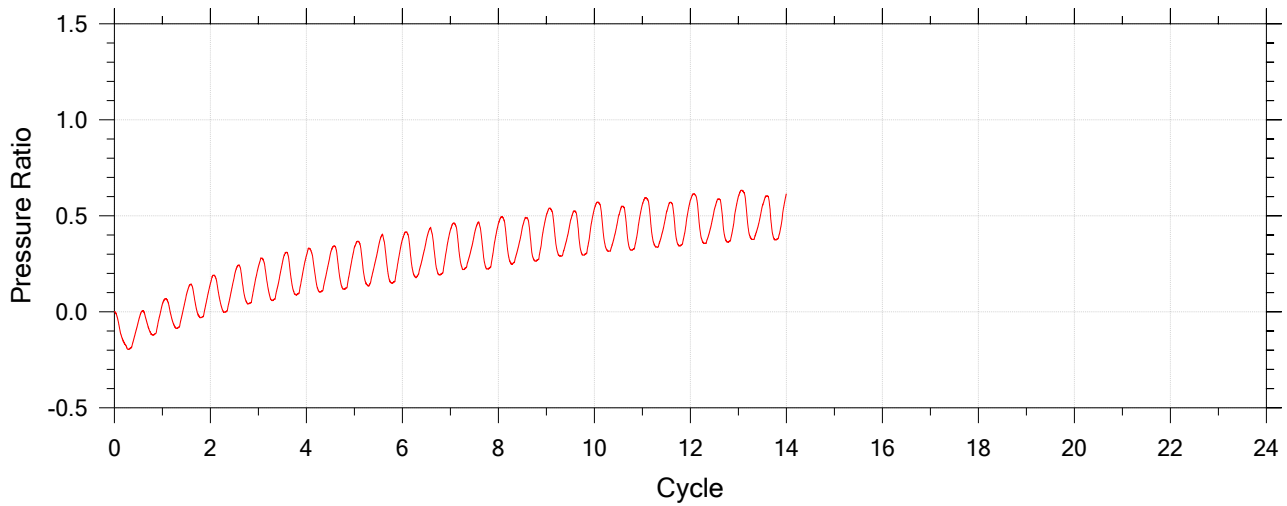
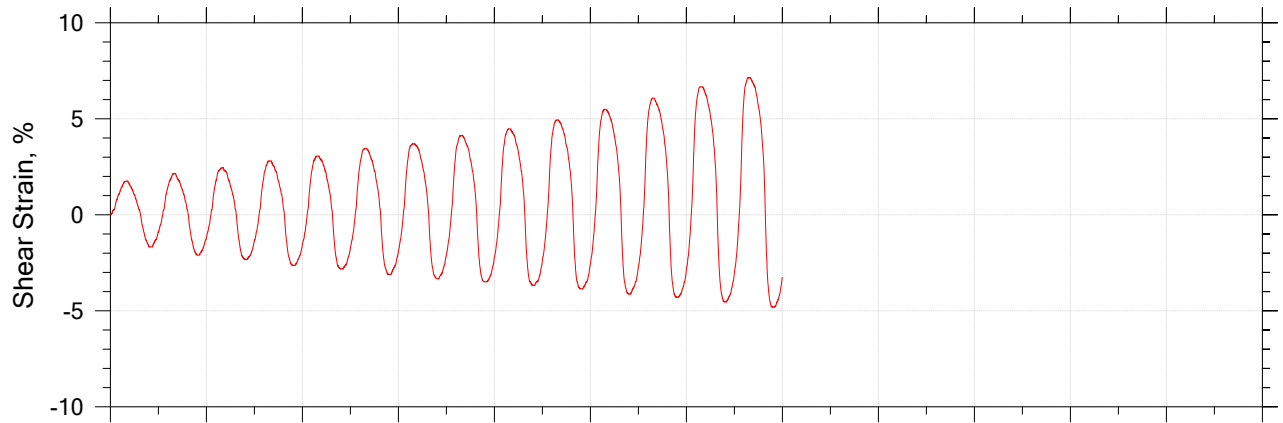
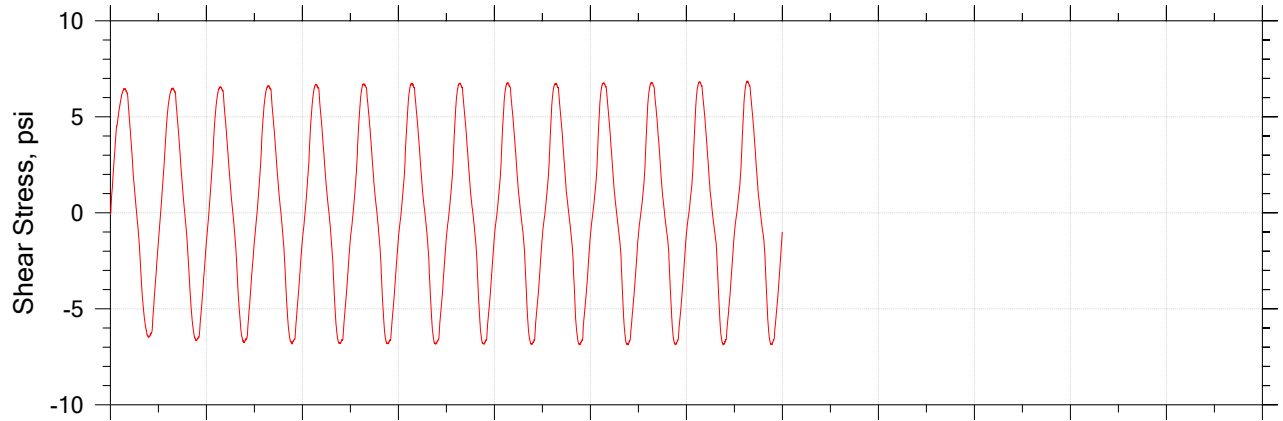



		Project Name: Anytown, USA	Location:	Project Number: Seismic
Boring Number:		Tester: sr	Checker: qa	
Sample Number:		Test Date: XXXX/XXXX	Depth:	
Test Number:		Preparation:	Elevation:	
Description: Cyclic Simple Shear test on poorly graded fine Ottawa sand - Vertical effective stress is 200 kPa				
Remarks:				

Cyclic Simple Shear Test

Cyclic Data

Step 1 of 1

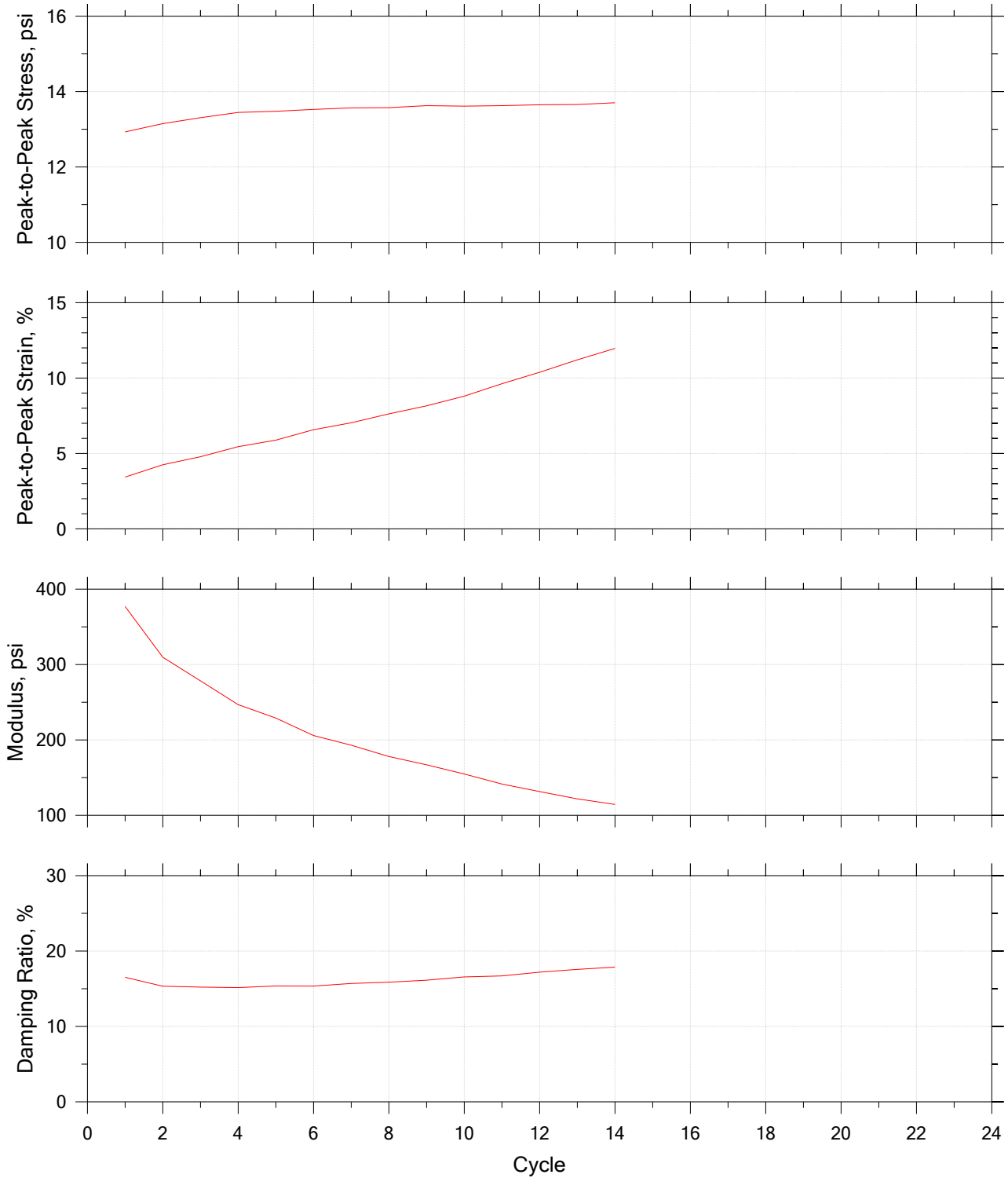



	Project Name: USA	Location:	Project Number: Seismic
	Boring Number:	Tester: gf	Checker: la
	Sample Number:	Test Date: XX/XX/XXXX	Depth:
	Test Number:	Preparation: intact	Elevation: ---
	Description: Moist grey and brown sandy clay		
	Remarks: Cyclic Simple Shear Test with post cyclic shear phase - Vertical effective stress is 19.58 psi		

Cyclic Simple Shear Test

Cyclic Modulus/Damping Results

Step 1 of 1



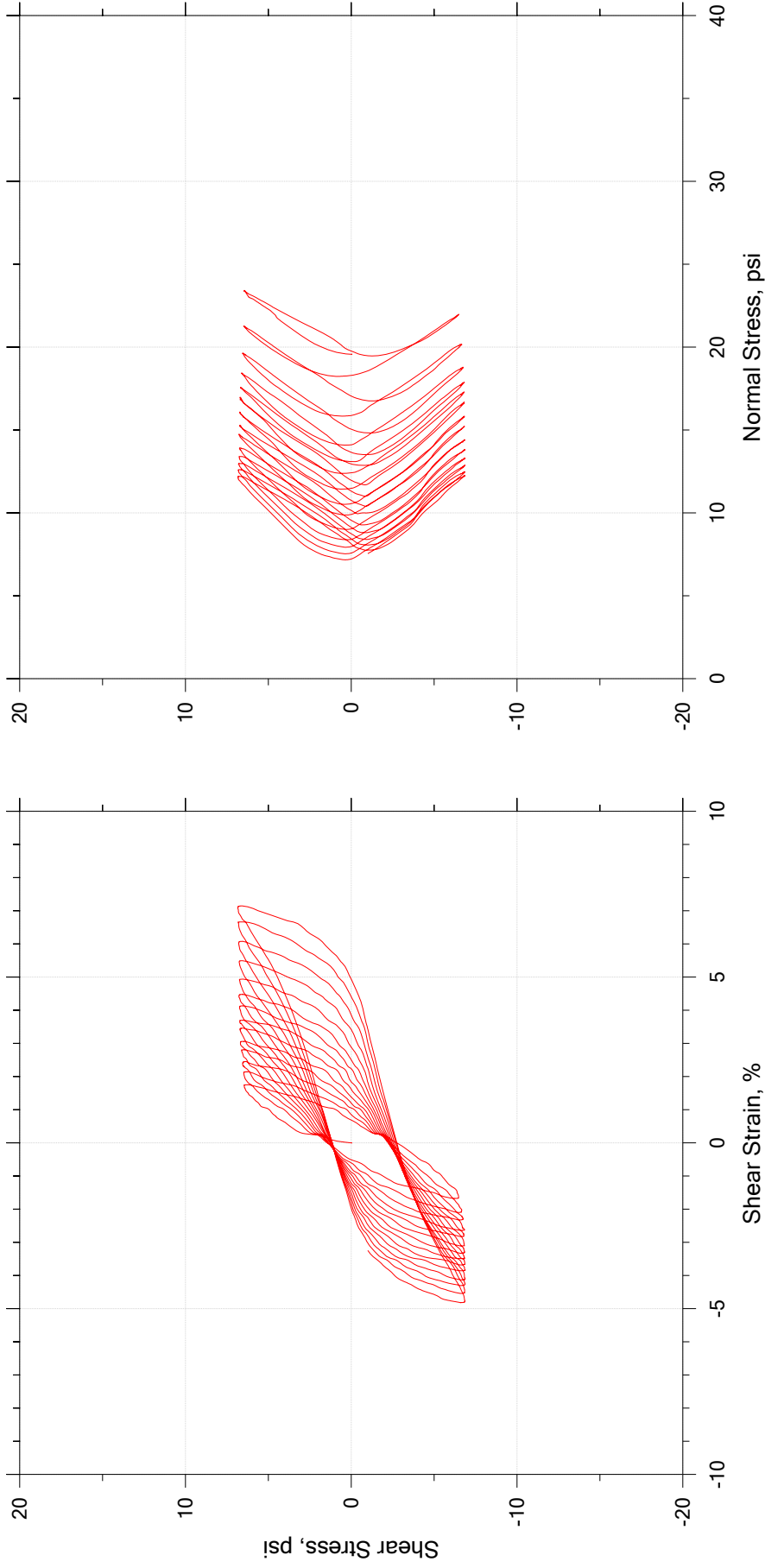
	Project Name: USA	Location:	Project Number: Seismic
	Boring Number:	Tester: gf	Checker: la
	Sample Number:	Test Date: XX/XX/XXXX	Depth:
	Test Number:	Preparation: intact	Elevation: ---
	Description: Moist grey and brown sandy clay		
	Remarks: Cyclic Simple Shear Test with post cyclic shear phase - Vertical effective stress is 19.58 psi		

Cyclic Simple Shear Test

Cyclic Stress Strain Results

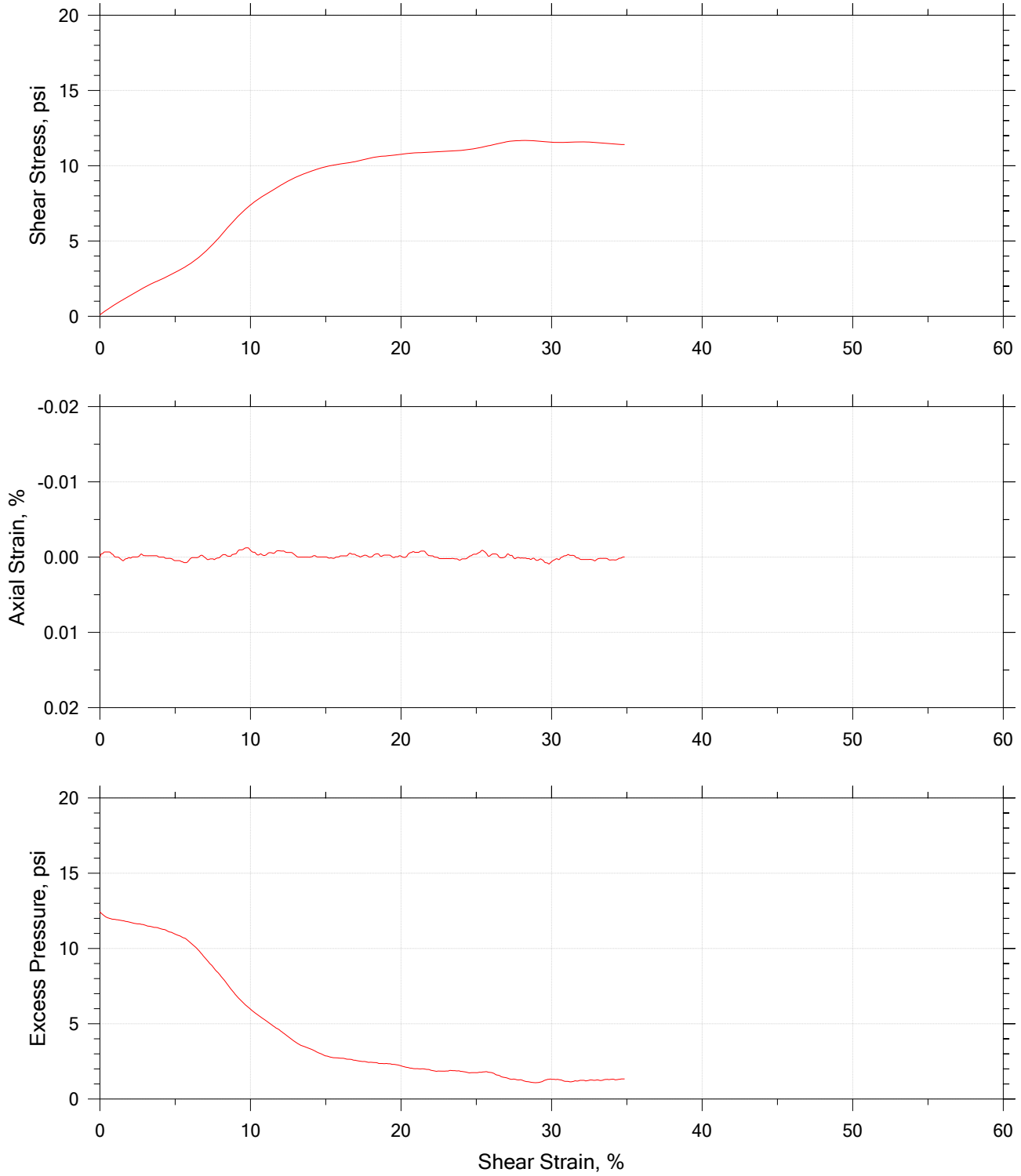
Step 1 of 1


Cycle 0.0 to 15.0



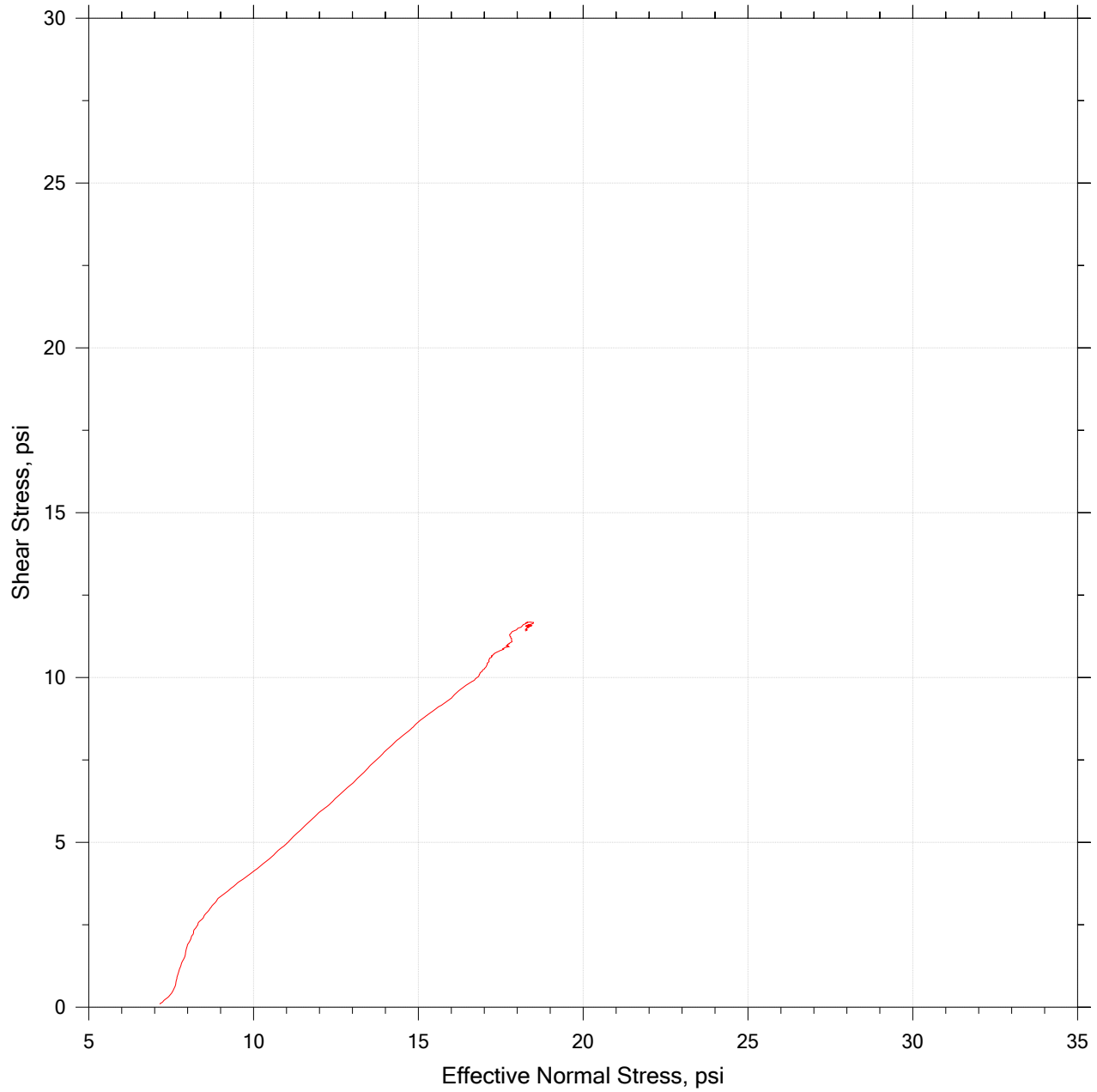
		Project Name: USA	Location:	Project Number: Seismic
		Boring Number:	Tester: gf	Checker: la
		Sample Number:	Test Date: XXXX/XXXX	Depth:
		Test Number:	Preparation: intact	Elevation: ---
Description: Moist grey and brown sandy clay				
Remarks: Cyclic Simple Shear Test with post cyclic shear phase - Vertical effective stress is 19.58 psi				


Cyclic Simple Shear Test



	Project Name: USA	Location:	Project Number: Seismic
	Boring Number:	Tester: gf	Checker: la
	Sample Number:	Test Date: XX/XX/XXXX	Depth:
	Test Number:	Preparation: intact	Elevation: ---
	Description: Moist grey and brown sandy clay		
	Remarks: Cyclic Simple Shear Test with post cyclic shear phase - Vertical effective stress is 19.58 psi		

Cyclic Simple Shear Test




	Project Name: USA	Location:	Project Number: Seismic
	Boring Number:	Tester: gf	Checker: la
	Sample Number:	Test Date: XX/XX/XXXX	Depth:
	Test Number:	Preparation: intact	Elevation: ---
	Description: Moist grey and brown sandy clay		
	Remarks: Cyclic Simple Shear Test with post cyclic shear phase - Vertical effective stress is 19.58 psi		

Cyclic Simple Shear Test

Cyclic Results

Step 1 of 1


Cycle	Shear Strain %	Shear Stress psi	Axial Strain %	Axial Stress psi	Excess Pressure psi
0.00097656	-0.00059016	-0.027082	7.4489e-05	19.582	-0.0041732
0.0019531	-0.00087489	-0.035193	0.00012381	19.578	-0.00019892
0.0029297	-0.0010891	-0.041628	0.00019071	19.574	0.0034920
0.0039063	-0.0011601	-0.044876	0.00026985	19.571	0.0066218
0.0048828	-0.0010210	-0.043630	0.00035126	19.569	0.0090709
0.0058594	-0.00060344	-0.036536	0.00043834	19.567	0.010593
0.0068359	0.00017097	-0.022208	0.00053255	19.567	0.010987
0.0078125	0.0013442	0.00021273	0.00062591	19.567	0.010219
0.0087891	0.0029445	0.031096	0.00071203	19.569	0.0082043
0.0097656	0.0050076	0.070585	0.00078849	19.573	0.0048152
0.010742	0.0075382	0.11850	0.00084740	19.578	5.6200e-05
0.011719	0.010505	0.17420	0.00088263	19.584	-0.0059449
0.012695	0.013853	0.23635	0.00089933	19.591	-0.013005
0.013672	0.017504	0.30305	0.00089465	19.598	-0.020892
0.014648	0.021357	0.37233	0.00086288	19.607	-0.029310
0.015625	0.025319	0.44222	0.00081394	19.616	-0.038085
0.016602	0.029300	0.51069	0.00075728	19.625	-0.047095
0.017578	0.033189	0.57582	0.00069202	19.634	-0.056042
0.018555	0.036916	0.63616	0.00062592	19.642	-0.064696
0.019531	0.040438	0.69091	0.00056845	19.651	-0.072917
0.020508	0.043739	0.73956	0.00052103	19.658	-0.080641
0.021484	0.046823	0.78192	0.00048515	19.665	-0.087912
0.022461	0.049685	0.81828	0.00046189	19.672	-0.094749
0.023438	0.052343	0.84940	0.00045138	19.679	-0.10121
0.024414	0.054862	0.87621	0.00045363	19.685	-0.10733
0.025391	0.057315	0.89984	0.00047041	19.691	-0.11323
0.026367	0.059774	0.92160	0.00049663	19.697	-0.11914
0.027344	0.062323	0.94276	0.00051627	19.703	-0.12515
0.028320	0.065027	0.96428	0.00052726	19.709	-0.13138
0.029297	0.067944	0.98703	0.00053292	19.716	-0.13805
0.030273	0.071149	1.0117	0.00052468	19.723	-0.14526
0.031250	0.074702	1.0385	0.00050385	19.731	-0.15303
0.032227	0.078657	1.0679	0.00047438	19.739	-0.16144
0.033203	0.083056	1.0998	0.00043370	19.748	-0.17059
0.034180	0.087919	1.1341	0.00038276	19.758	-0.18055
0.035156	0.093306	1.1705	0.00032551	19.769	-0.19136
0.036133	0.099276	1.2088	0.00026812	19.781	-0.20303
0.037109	0.10583	1.2484	0.00021894	19.793	-0.21551
0.038086	0.11292	1.2891	0.00017739	19.806	-0.22871
0.039063	0.12050	1.3306	0.00013873	19.820	-0.24259
0.040039	0.12853	1.3724	0.00011220	19.835	-0.25712
0.041016	0.13692	1.4143	0.00010531	19.850	-0.27225
0.041992	0.14560	1.4559	0.00011559	19.865	-0.28783
0.042969	0.15443	1.4970	0.00014063	19.881	-0.30372
0.043945	0.16330	1.5373	0.00017858	19.897	-0.31976
0.044922	0.17206	1.5766	0.00022780	19.913	-0.33586
0.045898	0.18053	1.6150	0.00028703	19.930	-0.35200
0.046875	0.18856	1.6522	0.00035613	19.946	-0.36813
0.047852	0.19605	1.6885	0.00043749	19.962	-0.38415
0.048828	0.20294	1.7238	0.00052655	19.978	-0.39997

	Project Name: USA	Location:	Project Number: Seismic
	Boring Number:	Tester: gf	Checker: la
	Sample Number:	Test Date: XX/XX/XXXX	Depth:
	Test Number:	Preparation: intact	Elevation: ---
	Description: Moist grey and brown sandy clay		
	Remarks: Cyclic Simple Shear Test with post cyclic shear phase - Vertical effective stress is 19.58 psi		

Cyclic Simple Shear Test

Shear Phase

Time s	Shear Strain %	Shear Stress psi	Normal Stress psi	Excess Pressure psi	Axial Strain %	Shear Modulus psi
0.0000	0.00000	0.097341	7.1509	12.427	0.00000	0.00000
30.000	0.0014113	0.098315	7.1528	12.425	0.00000	1.8220
60.000	0.0042340	0.10026	7.1566	12.421	0.00000	5.4661
90.000	0.0084369	0.10325	7.1618	12.416	-7.2371e-06	10.254
120.00	0.013952	0.10741	7.1673	12.410	-3.7618e-05	14.696
150.00	0.020779	0.11275	7.1731	12.405	-9.1144e-05	18.791
180.00	0.029048	0.11891	7.1804	12.397	-0.00015804	22.492
210.00	0.038935	0.12540	7.1913	12.386	-0.00022495	25.733
240.00	0.050364	0.13228	7.2053	12.372	-0.00029096	28.559
270.00	0.062425	0.14007	7.2185	12.359	-0.00034581	31.461
300.00	0.075119	0.14878	7.2307	12.347	-0.00038950	34.441
330.00	0.088446	0.15841	7.2420	12.336	-0.00042202	37.498
360.00	0.10241	0.16895	7.2524	12.325	-0.00044339	40.633
390.00	0.11700	0.18041	7.2620	12.316	-0.00045359	43.845
420.00	0.13231	0.19280	7.2710	12.307	-0.00045359	47.119
450.00	0.14930	0.20627	7.2838	12.294	-0.00045359	50.285
480.00	0.16796	0.22081	7.3003	12.277	-0.00045359	53.343
510.00	0.18798	0.23595	7.3193	12.258	-0.00047453	56.301
540.00	0.20934	0.25165	7.3407	12.237	-0.00051891	59.157
570.00	0.23200	0.26790	7.3642	12.213	-0.00058517	61.918
600.00	0.25560	0.28499	7.3863	12.191	-0.00063502	64.683
630.00	0.28012	0.30292	7.4069	12.171	-0.00066846	67.453
660.00	0.30558	0.32168	7.4261	12.152	-0.00068547	70.227
690.00	0.33197	0.34127	7.4438	12.134	-0.00068607	73.006
720.00	0.35975	0.36137	7.4619	12.116	-0.00068607	75.711
750.00	0.38895	0.38195	7.4803	12.097	-0.00068607	78.337
780.00	0.41979	0.40323	7.4982	12.079	-0.00068607	80.893
810.00	0.45290	0.42576	7.5130	12.065	-0.00068607	83.396
840.00	0.48743	0.44894	7.5265	12.051	-0.00068607	85.856
870.00	0.52283	0.47236	7.5399	12.038	-0.00068607	88.280
900.00	0.55909	0.49603	7.5531	12.024	-0.00068607	90.669
930.00	0.59622	0.51995	7.5663	12.011	-0.00068607	93.022
960.00	0.63287	0.54337	7.5777	12.000	-0.00067919	93.533
990.00	0.66917	0.56669	7.5881	11.990	-0.00065375	92.231
1020.0	0.70513	0.58985	7.5978	11.980	-0.00060253	89.794
1050.0	0.74084	0.61269	7.6080	11.970	-0.00050962	87.711
1080.0	0.77667	0.63589	7.6190	11.959	-0.00043143	86.009
1110.0	0.81263	0.65999	7.6293	11.948	-0.00039510	84.743
1140.0	0.84855	0.68505	7.6364	11.941	-0.00037576	83.946
1170.0	0.88453	0.71017	7.6390	11.939	-0.00030083	83.513
1200.0	0.92148	0.73481	7.6410	11.937	-0.00018058	82.952
1230.0	0.95912	0.75925	7.6441	11.934	-9.2522e-05	82.299
1260.0	0.99743	0.78350	7.6482	11.929	-3.8767e-05	81.555
1290.0	1.0364	0.80756	7.6535	11.924	-1.7403e-05	80.721
1320.0	1.0756	0.83146	7.6602	11.917	-7.2025e-06	79.815
1350.0	1.1151	0.85518	7.6681	11.909	-7.2025e-06	78.854
1380.0	1.1537	0.87859	7.6729	11.905	-7.2025e-06	78.007
1410.0	1.1916	0.90167	7.6745	11.903	-7.2025e-06	77.273
1440.0	1.2300	0.92469	7.6797	11.898	1.3741e-05	76.601
1470.0	1.2688	0.94769	7.6889	11.889	5.8116e-05	75.987

	Project Name: USA	Location:	Project Number: Seismic
	Boring Number:	Tester: gf	Checker: la
	Sample Number:	Test Date: XX/XX/XXXX	Depth:
	Test Number:	Preparation: intact	Elevation: ---
	Description: Moist grey and brown sandy clay		
	Remarks: Cyclic Simple Shear Test with post cyclic shear phase - Vertical effective stress is 19.58 psi		